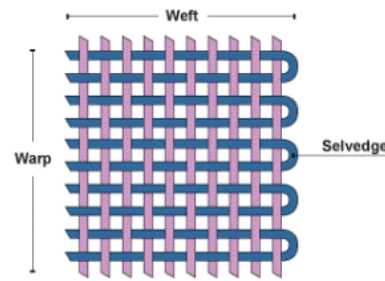
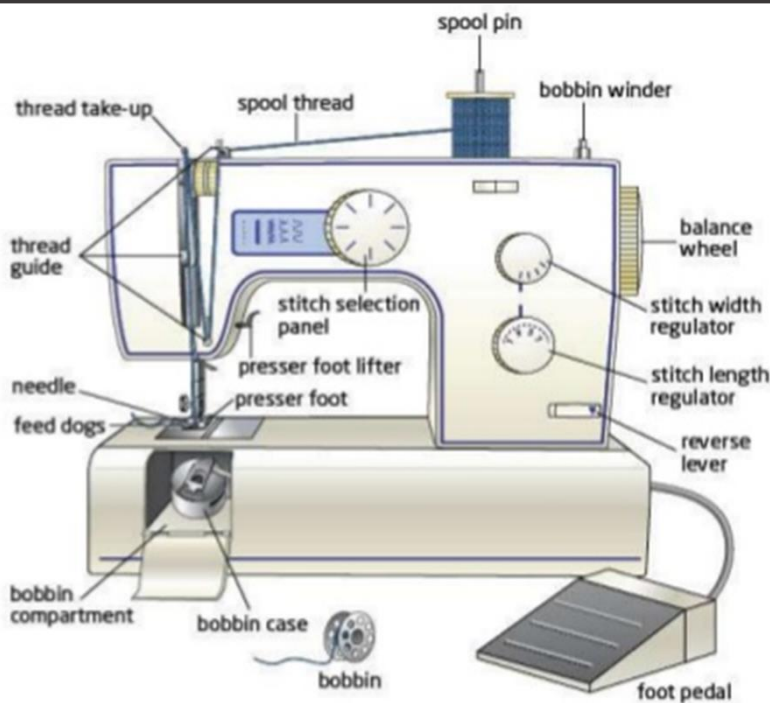


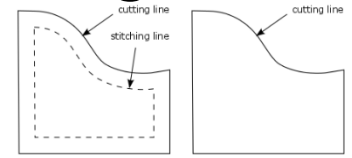
# Year 7 Textiles Knowledge Organiser



Embroidery



Applique



Seam Allowance

## Key skills:

- Hand sewing techniques
- Running stitch
- Blanket stitch
- How to thread the machines
- How to use the machines safely and correctly
- How to insert a zip

## Equipment:

- Stitch unpick
- Iron
- Tailors chalk
- Heat press
- Needle
- Pins
- Fabric and paper scissors
- Bobbin and bobbin case
- Tape measure
- Thread

## Key words

- Embroidery
- Applique
- Fleece
- Felt
- Cotton
- Fastener
- Zip
- Stitch
- Natural fibre
- Seam allowance

## Natural fibres from plants



Cotton




Linen

## Natural fibres from animals



Silk



Wool

Synthetic fibres are man made

Synthetic, such as nylon and polyester, are produced entirely from chemicals.



Running Stitch



Blanket Stitch



Back Stitch

RETHINK

Ask whether we can sustain our current way of life and the way we design and make.

REUSE

Take an existing product that's become waste, and use the material or parts for another purpose, without processing it.

RECYCLE

Take an existing product that has become waste and reprocess the material to use in a new product.

REPAIR

When a product breaks down or doesn't function properly, try to fix it.

REDUCE

Minimise the amount of material and energy you use.

REFUSE

Don't use a material or buy a product if you think you don't need it or if it's unsustainable.



[Recycling]

IF YOU CAN'T REUSE IT, REFUSE IT

